

Rentals and Long
Term Leasing Available

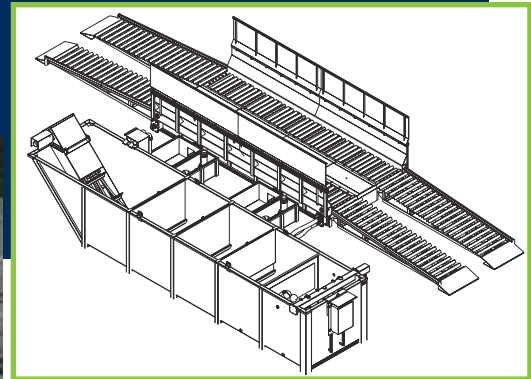
Wheel Wash Solutions for the Construction Industry



LEADING THE
CLEAN ROAD
REVOLUTION

MAXIMUS :: MOST VERSATILE

- Use on Construction, Landfill and Similar Sites
- Handles Light Sand to Heavy Clay
- Truck Volume up to 25 to 50 Trucks/hour, Depending on Tank Size



*available for rental or lease

One, Two or Three Tire Revolution Systems

12, 24 or 36 Foot Wash Platforms

Most Versatile System

Handles All Soil Types

High Capacity for Truck Volume

Highly Effective Wash

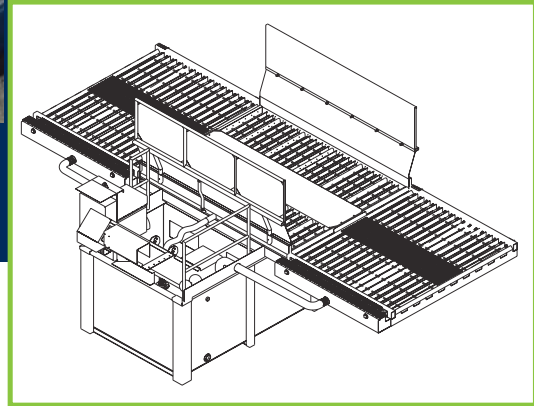

The Neptune MAXIMUS is our most versatile system: its components can be configured in a number of ways in order to adapt to the specifics of different sites. The wash platform and water tank can be placed either in-ground or above ground or any combination thereof. The MAXIMUS system features our highly effective braided wash technology and using our unique scraper conveyor system the sludge is completely dewatered and removed automatically. The system is completely self-cleaning. Turbo wash and undercarriage wash options are available for situations requiring additional wash coverage.



866.303.4IES ■ 501.525.8484 ■ neptunewash.com

PRO WASH :: COMPLETELY INTEGRAL

- Use on Construction or Other Light Duty Sites
- Handles Light Sand to Light Clay - up to 30 Trucks/hour with 5000 gal Tank



*available for rental or lease

One Tire Revolution (12 Foot Wash Platform)
All Plumbing and Electrical Integral to Unit
Simple Installation and Removal
Easy Transport to Next Job Site

The key feature of the Neptune PRO WASH system is that it is completely integral and self contained. It consists of two major components - a tank and a wash platform - that are easily coupled and uncoupled. All that is required for operation is an external power source (generator if required) and makeup water. The PRO WASH is simple to set at a site: 1. excavate (no need to change the grade) 2. place the tank 3. drop the wash platform on top of the tank and lock in place 4. backfill and you are finished. It can be broken down into two parts, making it easy to transport to the next job site. The PRO WASH uses the same highly efficient, proprietary braided wash technology as larger Neptune systems.



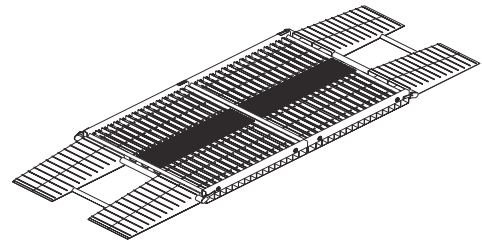

866.303.4IES

501.525.8484

neptunewash.com

TRACINATOR :: DRY SYSTEM

Portable, Easy To Transport To Next Jobsite
More Efficient Than Rock Pad

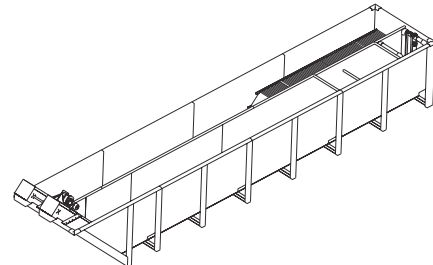


*available for rental or lease

- Removes Large Accumulations Of Solids From The Tires
- Easy Flush Of Solids By Connecting With A 2" Hose
- Three Tracinators Plus Entrance And Exit Ramps Provide Two Full Tire Revolutions
- Optional Hand Wand Wash Unit Available

STORMWATER TANK :: HIGH EFFICIENCY

Use with Bridge Construction Sites
Or Where Storm Water Containment and Treatment Is Required



- Cleans 250 gal Of Dirty Water Per Min Or 15,000 gal Per Hour
- Removes Dewatered Sludge From The Tank So That Solids Can Be Shipped From Site
- Use For Temporary Or Permanent Installations